



# a. adTent Air Premium 6x6 (frame + roof + 1 door)


 **Resolution:** 1200 ppi – 1:10 scale


 **File format:** PDF


 **Color:** CMYK - Coated FOGRA39

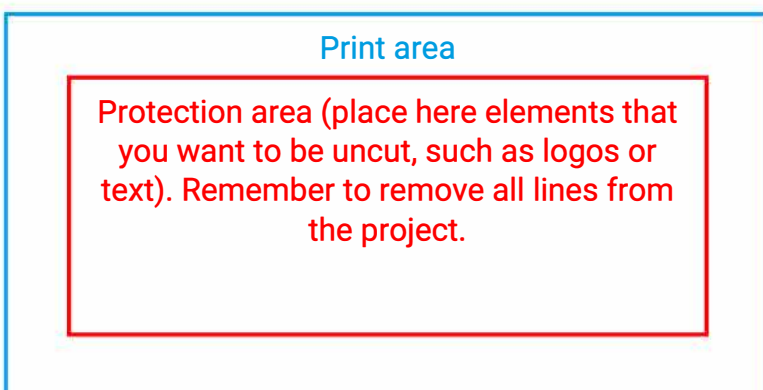
 flattened file (no layers),  
no print marks,  
no overprint attribute,  
no bleeds,  
**do not change the size of the template** ,  
convert fonts to curves ,  
save the project as a one-page pdf



 Remove the red and blue lines before saving the files. Leaving the line on will result in it being printed as a design element! In order to properly display the advertisement, all important elements should be inside the protective area marked with **red line**. Background and graphics must fill the entire printable area marked project marked with **blue line**. If there is no fill between the red and blue lines, a white frame will appear on the printout.

 Download and work on the graphic design template on the next page of this PDF. If there is more than one, prepare the projects in separate files.

 Guideline Label Legend:





## roof2

472 x 232 [mm]

Print adTent Air premium 6x6 (roof)



# roof1

472 x 232 [mm]

Print adTent Air premium 6x6 (roof)



# roof3

472 x 232 [mm]



Print adTent Air premium 6x6 (roof)



# roof4


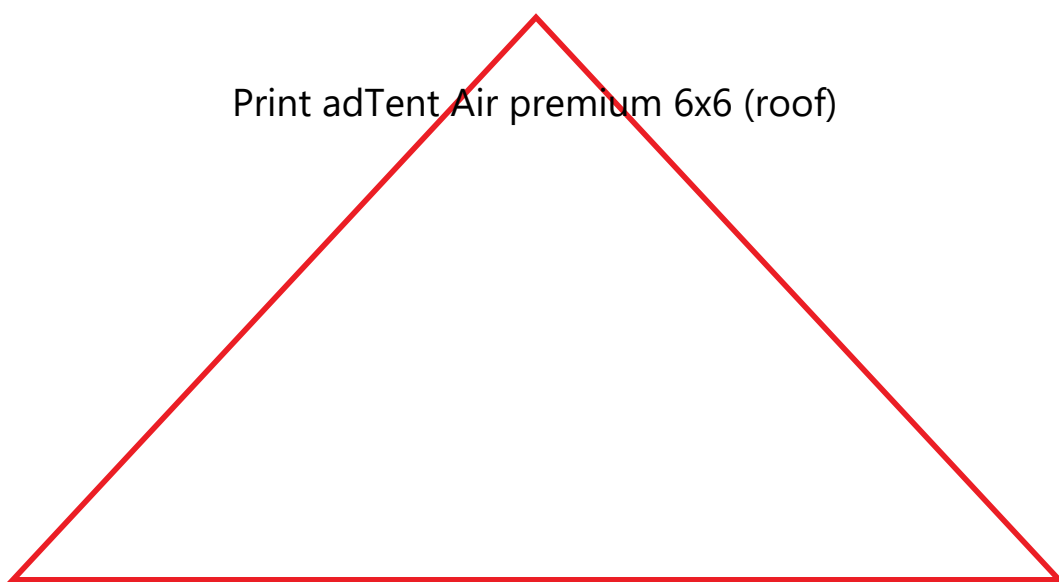
472 x 232 [mm]

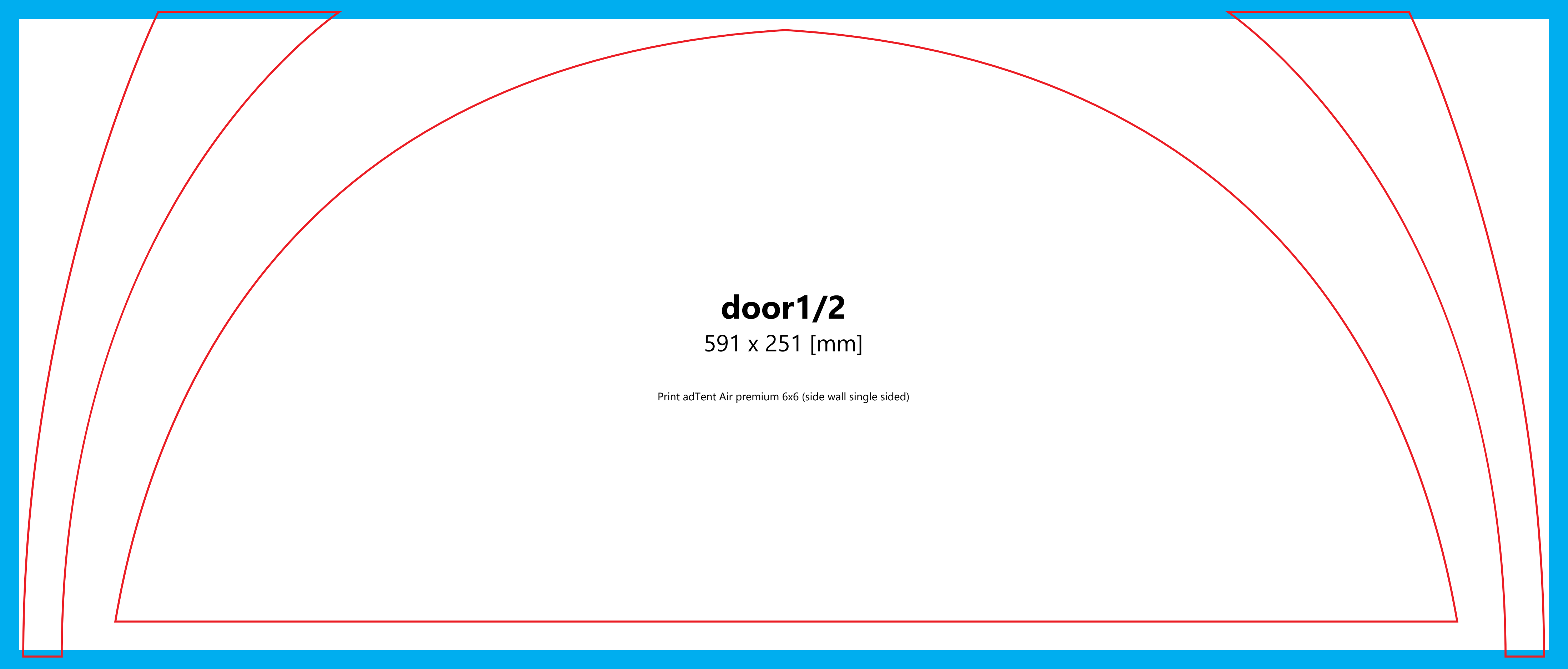
Print adTent Air premium 6x6 (roof)



200 x 420 [mm]

Print adTent Air premium 6x6 (roof)





**door1/2**  
591 x 251 [mm]

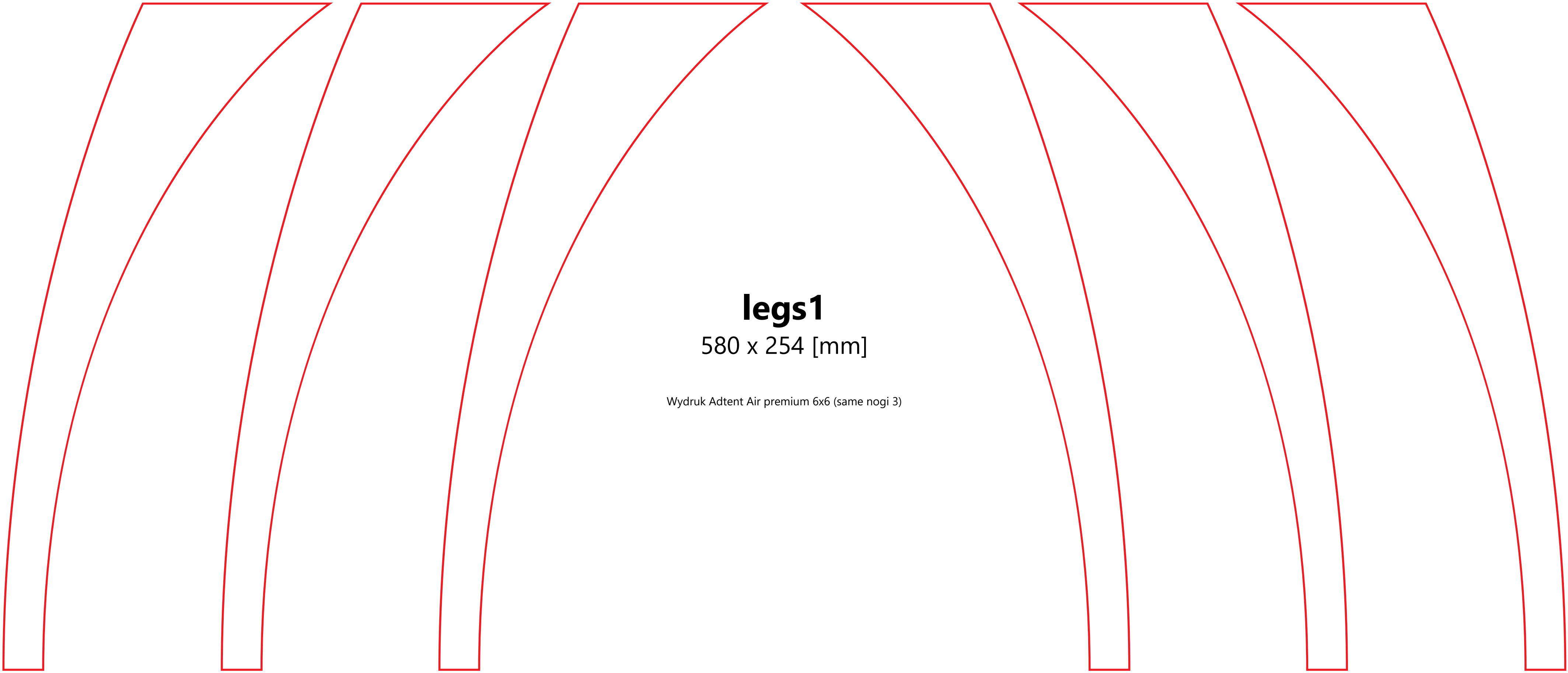
Print adTent Air premium 6x6 (side wall single sided)

**door2/2**

591 x 50 [mm]

Print adTent Air premium 6x6 (side wall single sided)





# legs1

580 x 254 [mm]

Wydruk Adtent Air premium 6x6 (same nogi 3)